



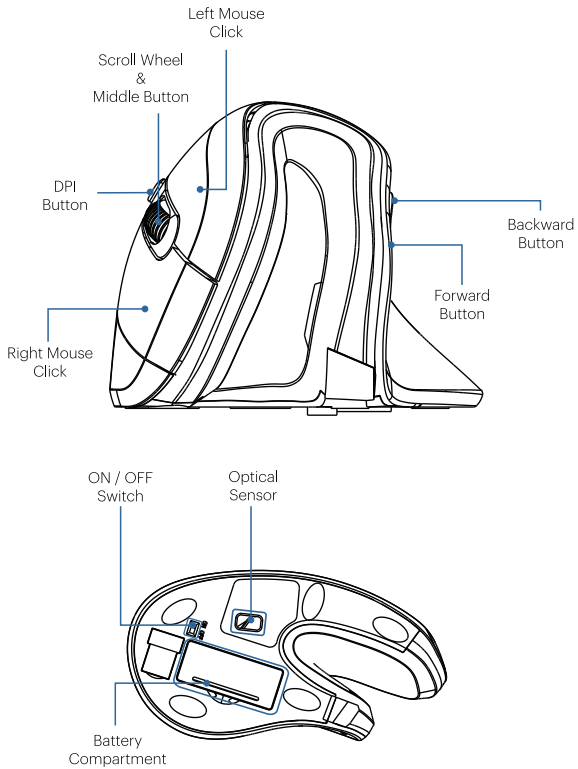
# EN Instruction manual HR / SRB / BiH Upute za upotrebu



**VM-838W**  
WIRELESS VERTICAL MOUSE

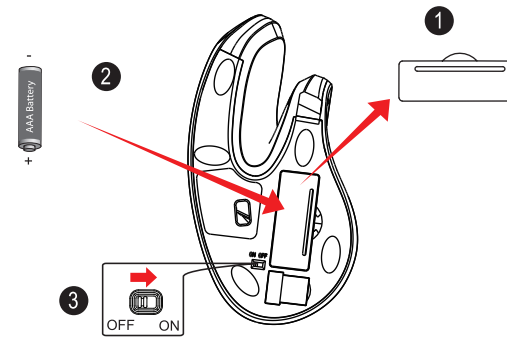


## ENGLISH Step 1



## ENGLISH Step 2

1. Remove the battery cover and insert AA battery into the mouse and turn on the mouse.

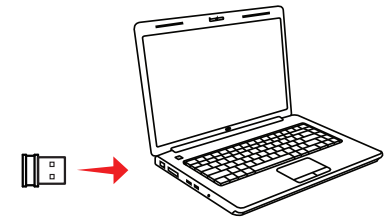


2. Turn ON your computer and let your computer load completely.



## ENGLISH Step 3

3. Insert the USB receiver into your computer's USB port. Your operating system will automatically detect your device.

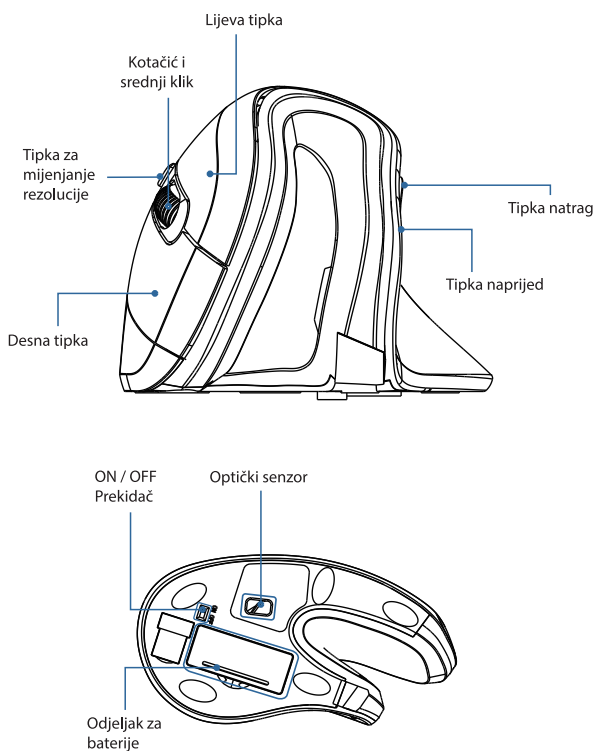


4. Your computer's operating system will automatically detect and connect the device (this device is plug and play, no driver is required) Your mouse is now ready for use.

### Tips:

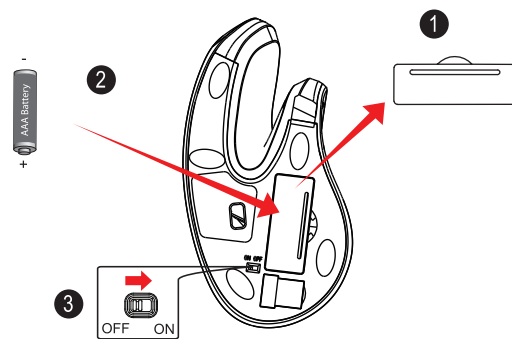
- Keep the ON/OFF switch on OFF mode if you do not use the mouse for a long time.
- It will save more power to use the mouse on light color media than the dark one.
- In order to achieve the best economical effect, the intelligent power saving technology is adopted. When your mouse stops moving, it will switch to the power-saving mode automatically. If your mouse stops working for about 8 minutes, it will enter the deep power-saving mode, which costs little battery.

## HR / SRB / BiH Korak 1

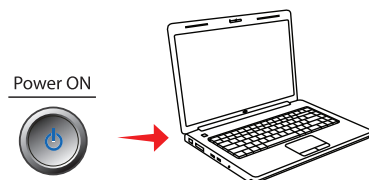


## HR / SRB / BiH Korak 2

1. Uklonite poklopac odjeljka za baterije i umetnite AA baterije u miša pri tom pazeći na polaritet baterija. (Baterije ne dolaze u pakiranju)

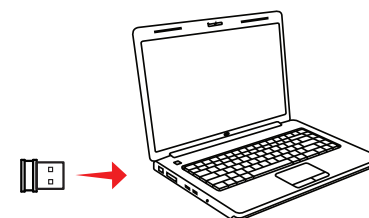


2. Pokrenite računalo i pričekajte da se učita operacijski sustav.



## HR / SRB / BiH Korak 3

3. Spojite USB prijamnik na slobodno USB sučelje na vašem računalu. Operativni sustav će automatski prepoznati uređaj.



4. Operativni sustav će automatski prepoznati uređaj i instalirati upravljačke programe. Uređaj je P&P i s toga ne treba upravljačke programa. Vaš uređaj je spreman za upotrebu.

### SAVJETI:

- Ako ne koristite miš dulje vrijeme, prekidač ostavite u poziciji OFF
- Kako biste produžili trajanje baterija, koristite svijetlu boju podloge za miš
- Isto tako ovaj miš koristi naprednu tehnologiju čuvanja energije. Ako miš ne koristite 8 minuta, od ulazi u stanje očuvanja energije koje troši minimalno bateriju.

