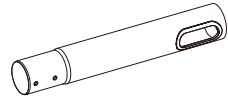
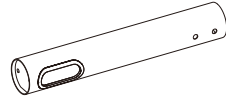


A (x2)



B (x2)



C (x2)



D (x2)



E (x2)



F (x4)



G (x8)



H (x4)  
D6



I (x8)



J (x4)  
M6x6



K (x4)  
M6x12

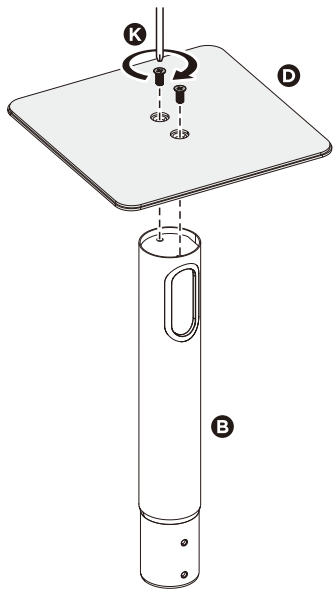


L (x4)  
M6x25

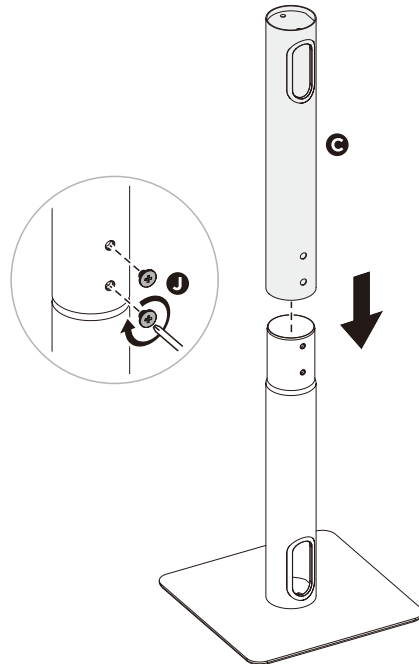


M (x1)  
4mm

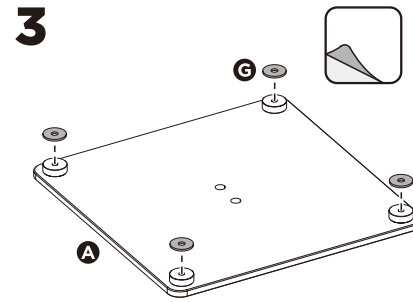
1



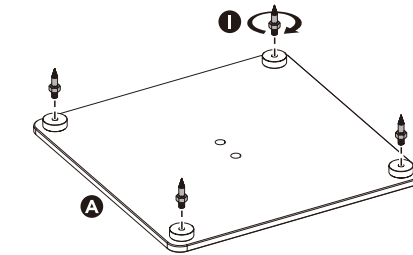
2



3

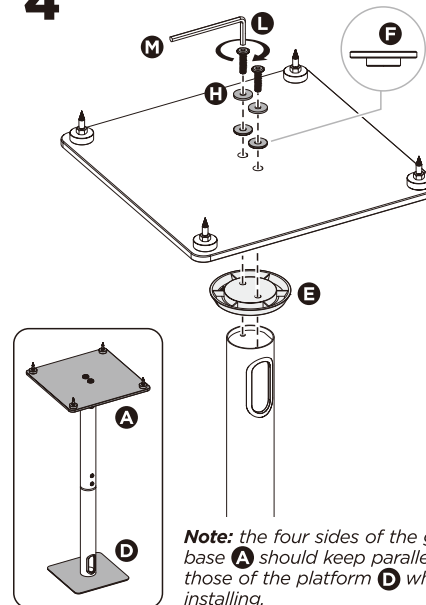


OR



Note: Pointed nails for carpet surface.

4



Note: the four sides of the glass base A should keep parallel to those of the platform D while installing.

5

