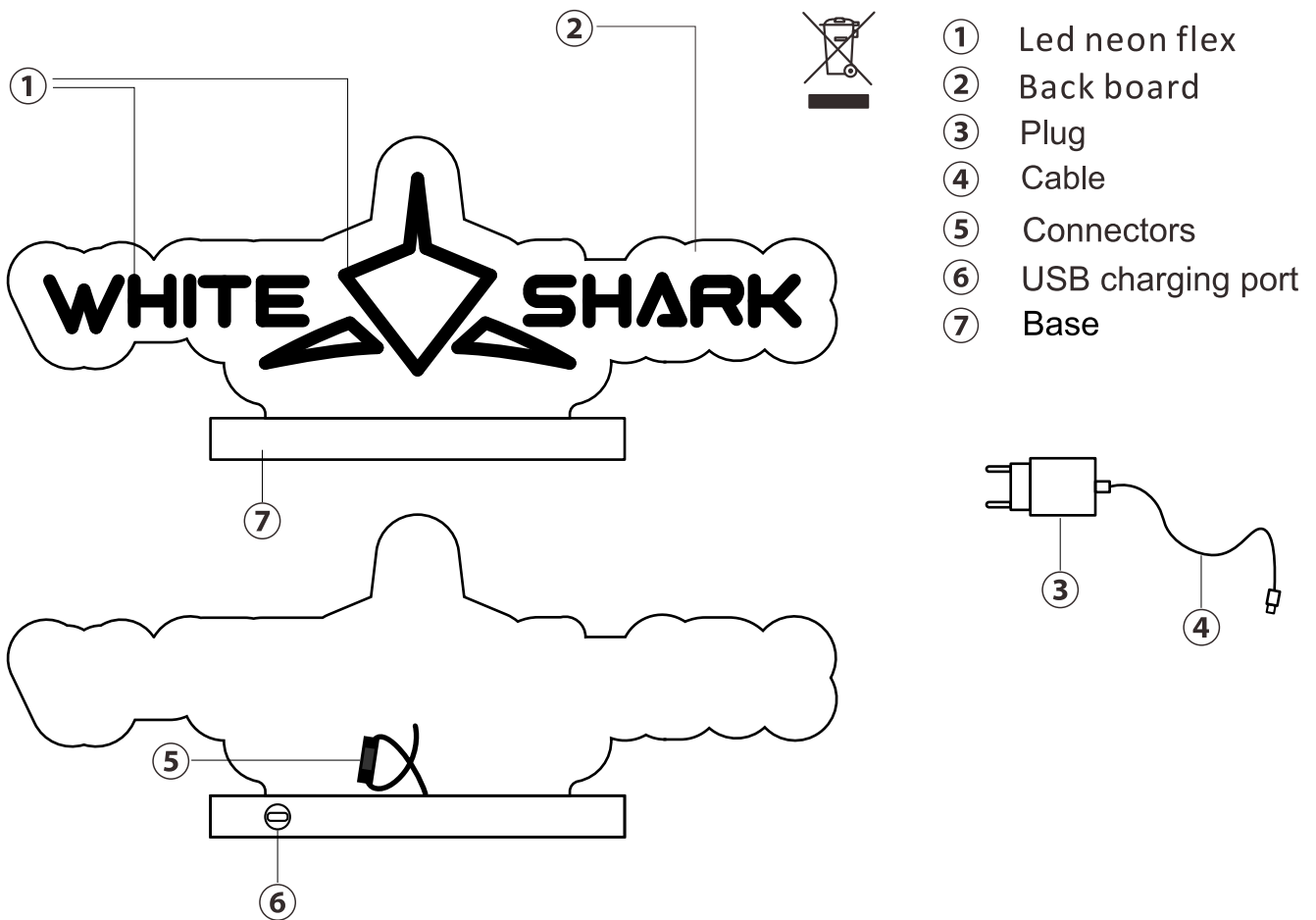


User Manual

Product structure diagram



SAFETY INFORMATION

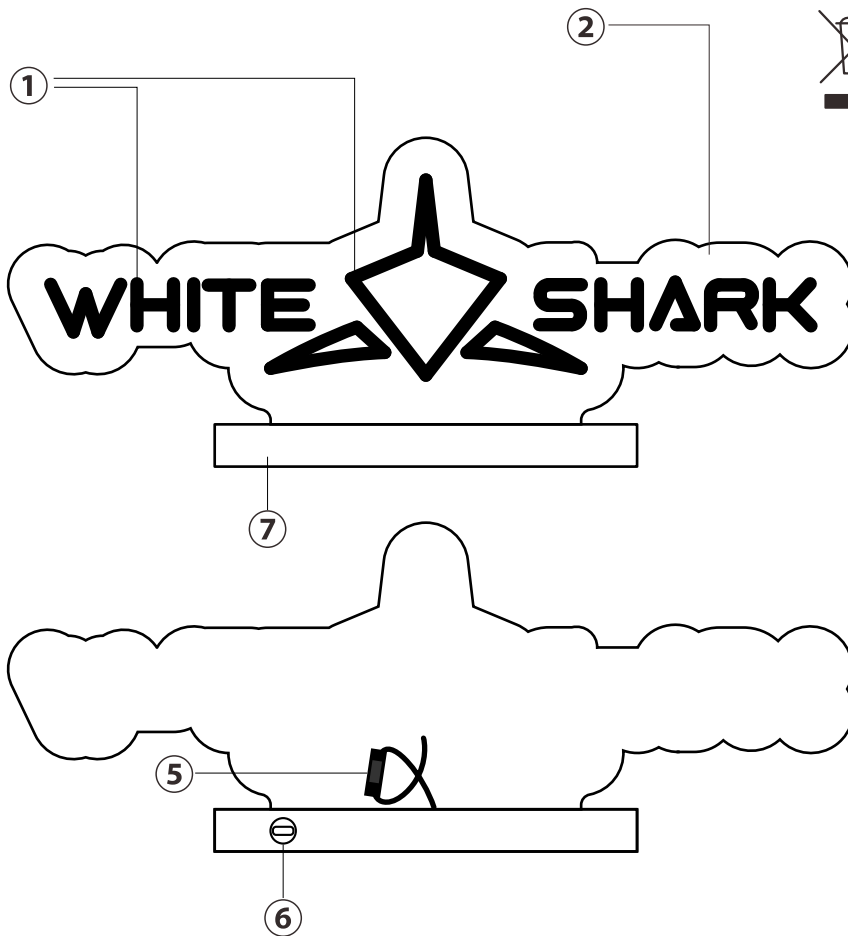
Please read and understand this instruction before installation.

CAUTION

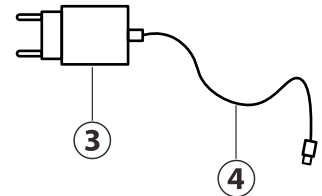
- 1 The working voltage is 5V, do not use wrong adapter with higher or lower output voltage. Wrong adapter will injure the product
- 2 Do not peel off neon tubes from acrylic back board
- 3 Do not disassemble the product
- 4 Adapter and connectors are not waterproof. Do not put them outside.
- 5 Do not put the product close to fire or heat sources, which can damage the product.
- 6 Do not put the product under water.

Upute

Dijagram proizvoda



- ① LED neonska cijev
- ② Stražnja ploča
- ③ Utikač
- ④ Kabel
- ⑤ Konektori
- ⑥ USB priključak za punjenje
- ⑦ Postolje



SIGURNOSNE INFORMACIJE

Molimo pročitajte s razumjevanjem ove upute prije instalacije.

UPOZORENJA

1. Radni napon je 5V. Ne koristite pogrešan adapter (s višim ili nižim naponom).
Pogrešan adapter može oštetiti proizvod.
2. Nemojte guliti neonske cijevi s akrilne stražnje ploče.
3. Ne rastavljajte proizvod.
4. Adapter i konektori nisu voodootporni. Nemojte ih koristiti vani.
5. Ne postavljajte proizvod blizu vatre ili izvora topline — može se oštetiti.
6. Ne stavljajte proizvod u vodu.