



4-PORT HDMI SPLITTER

User manual

HDMI 4K 1X4 SPLITTER

INTRODUCTION

The Full 3D 1X4 HDMI Splitter distributes 1 HDMI source to 4 HDMI Displays simultaneously, 3D Compatible. The Splitter allows 1 HDMI device to be split easily to 4 HDMI Outputs which support Monitors or Projectors at the same time. The Splitter can also be placed at the end of a long HDMI Cable to regenerate the HDMI signal.

NOTE: This product does not extend monitors, only to duplicate. Each screen will show the same picture.

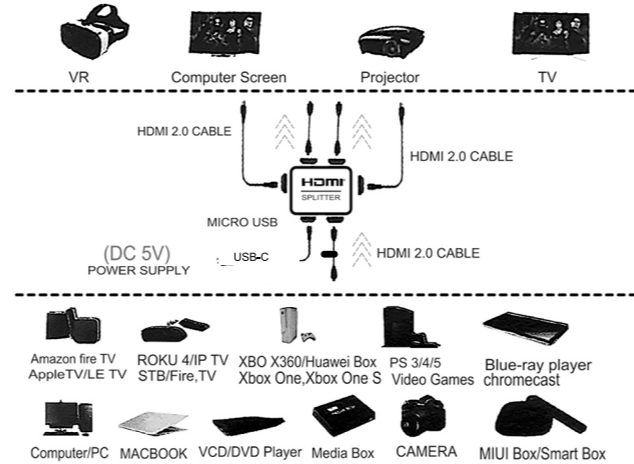
SPECIFICATIONS

Support Signal Amplify
Support Deep Color 36bit
Support Blue-Ray 24/50/60/8/HD-DVD/xvYCC
HDMI Resolution: UP to 3840x2160 4K/30HZ 1080P/60HZ

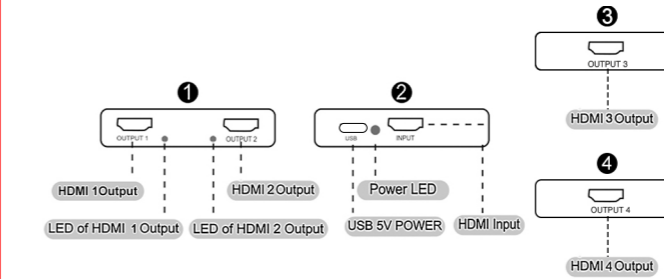
NOTE:

- When you use the Splitter, your output device appears black image, blue screen or blurred pictures. Please change to a standard 2.0 HDMI cable and connect the USB port to make sure sufficient power supply.
- HDMI cable support max length 49FT standard for AWG22 (19+1)
- HDMI Splitter 1x4 not support ARC function

CONNECTION DIAGRAM



SLIKA SUČELJA



FOR STABLE AV SIGNAL POWER SOURCE

DC 5V Splitter will come with USB-C power cable. Please plug the cable before using the Splitter. When input source and output displays are connected and turned on, the corresponding LED will light.

PACKAGE CONTENTS

- 1 x HDMI Splitter 1 in 4 out
- 1 x USB-C power cable
- 1 x User Manual
- 1 x DC Power Adapter 5V / 1A

FAQ:

A) The Splitter doesn't appear to be functioning.

Firstly, please check the LED lights and the power supply are in good condition. Secondly, make sure all cables are in good condition and well connected. Thirdly, make sure the length of the cables is within the maximum supported length of this Splitter. Finally, please try to connect the input source to the display directly to see if it displays normally.

B) If the maximum resolution of the 4 displays supported is not the same, what resolution will be displayed?

It will show the lower resolution display.

C) When using Windows or MacBook, make sure that the computer's output is set properly.

Do not select only computer screen items.

D) Our product is 1 in 4 out HDMI Splitter, not a 4 in 1 out Switch.

It cannot be reversed.

E) Our product is 4K @ 30Hz 1x4 HDMI Splitter, not 4K@60Hz.



4-PORT HDMI SPLITTER

Upute

HDMI 4K 1X4 SPLITTER

UVOD

Full 3D HDMI 1x4 Splitter distribuira jedan HDMI izvor na 4 HDMI zaslona istovremeno i podržava 3D. Ovaj splitter omogućuje da jedan HDMI uređaj lako šalje signal na 4 HDMI izlaza koji istovremeno podržavaju monitore ili projektore. Splitter se također može postaviti na kraj dugog HDMI kabela kako bi regenerirao HDMI signal.

NAPOMENA: Ovaj proizvod ne proširuje zaslone, već samo duplicira sliku. Svi zasloni prikazivat će istu sliku.

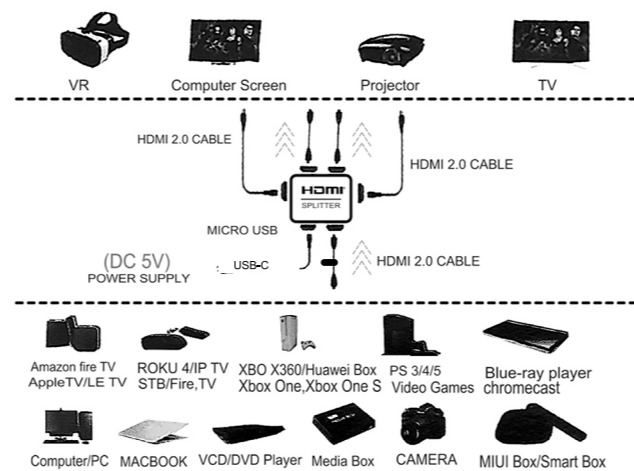
KARAKTERISTIKE

Podrška za pojačavanje HDMI signala
Podrška za duboke boje (Deep Color) 36 bita
Podrška za Blu-ray 24/50/60/8, HD-DVD, xvYCC
HDMI rezolucija: do 3840x2160 (4K/30Hz), 1080p/60Hz

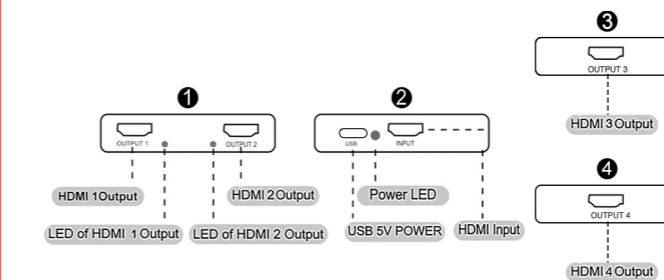
NAPOMENE:

- Ako vaš izlazni uređaj prikazuje crni ekran, plavi ekran ili mutnu sliku pri korištenju splittera, promijenite HDMI kabel na standardni 2.0 i spojite USB priključak za osiguranje dovoljno napajanja.
- HDMI kabel podržava maksimalnu duljinu do 15 metara (49 stopa) za standard AWG22 (19+1).
- HDMI Splitter 1x4 ne podržava ARC funkciju (Audio Return Channel).

DIJAGRAM SPAJANJA



SLIKA SUČELJA



ZA STABILNO AV NAPAJANJE SIGNALA:

DC 5V Splitter dolazi s USB-C kabelom za napajanje. Prije korištenja uređaja spojite napajanje. Kada su ulazni izvor i izlazni zasloni povezani i uključeni, odgovarajući LED indikator će svijetliti.

SADRŽAJ PAKIRANJA

- 1 x HDMI Splitter (1 ulaz / 4 izlaza)
- 1 x USB-C kabel za napajanje
- 1 x Korisnički priručnik
- 1 x DC Strujni Adapter 5V / 1A

FAQ:

A) Splitter ne radi ispravno

Prvo provjerite LED lampice i napajanje — moraju biti u dobrom stanju. Zatim provjerite sve HDMI kabele — jesu li ispravni i dobro spojeni. Treće, provjerite jesu li kabeli unutar maksimalno podržane duljine za ovaj splitter. Na kraju pokušajte spojiti izvor signala izravno na zaslon da vidite radi li normalno.

B) Ako 4 zaslona podržavaju različite rezolucije, koju će prikazati?

Prikazat će se najniža podržana rezolucija.

C) Kod korištenja s Windows ili MacBook računalima, provjerite je li izlaz slike ispravno podešen.

Nemojte birati samo prikaz na zaslonu računala.

D) Ovaj uređaj je HDMI splitter 1 ulaz / 4 izlaza, nije preklopnik 4 ulaza / 1 izlaz.

Ne može se koristiti obrnuto.

E) Naš uređaj podržava 4K pri 30Hz, a ne 4K pri 60Hz.